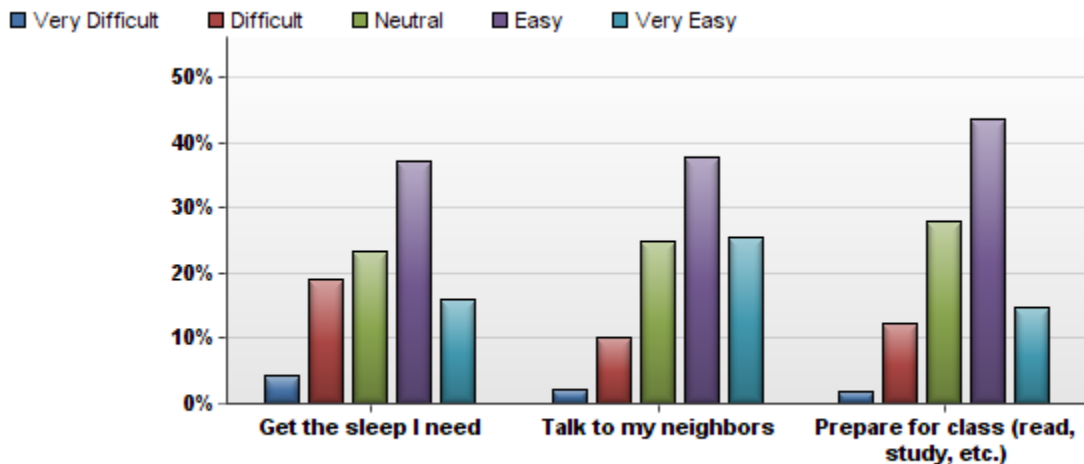


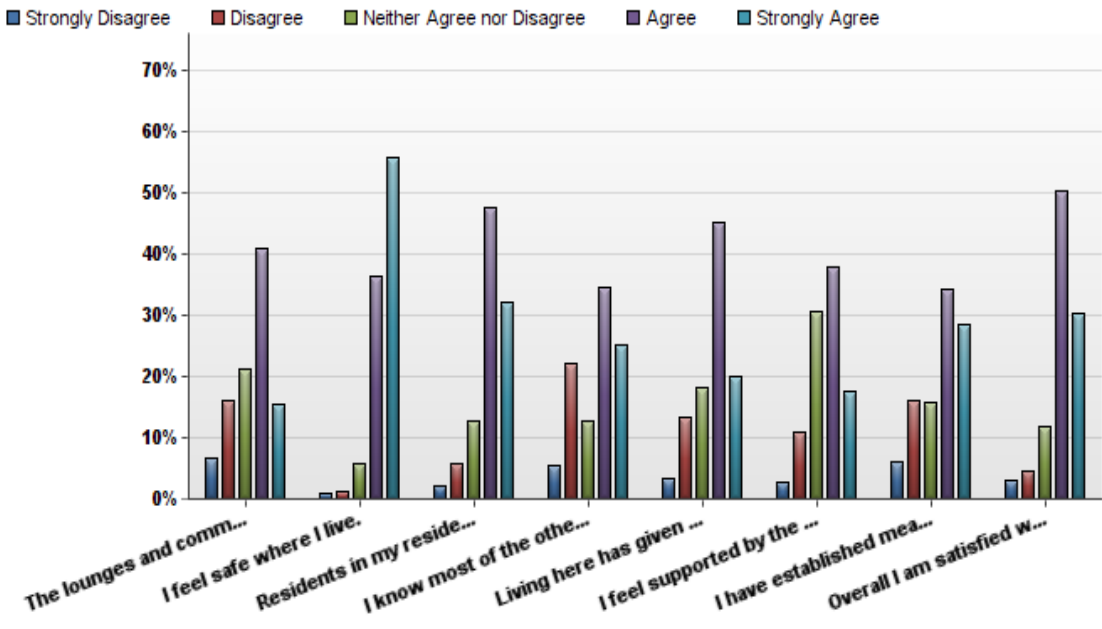
1. Please rate how difficult or easy it is for you to accomplish these tasks in your current living situation.



#	Question	Very Difficult	Difficult	Neutral	Easy	Very Easy	Total Responses	Mean
1	Get the sleep I need	4.4%	19.0%	23.5%	37.1%	16.0%	699	3.4
3	Prepare for class (read, study, etc.)	1.7%	12.2%	27.8%	43.7%	14.6%	698	3.6
2	Talk to my neighbors	2.0%	10.2%	24.7%	37.8%	25.3%	699	3.7

Statistic	Get the sleep I need	Talk to my neighbors	Prepare for class (read, study, etc.)
Min Value	1	1	1
Max Value	5	5	5
Mean	3.41	3.74	3.57
Variance	1.21	1.02	0.88
Standard Deviation	1.10	1.01	0.94
Total Responses	699	699	698

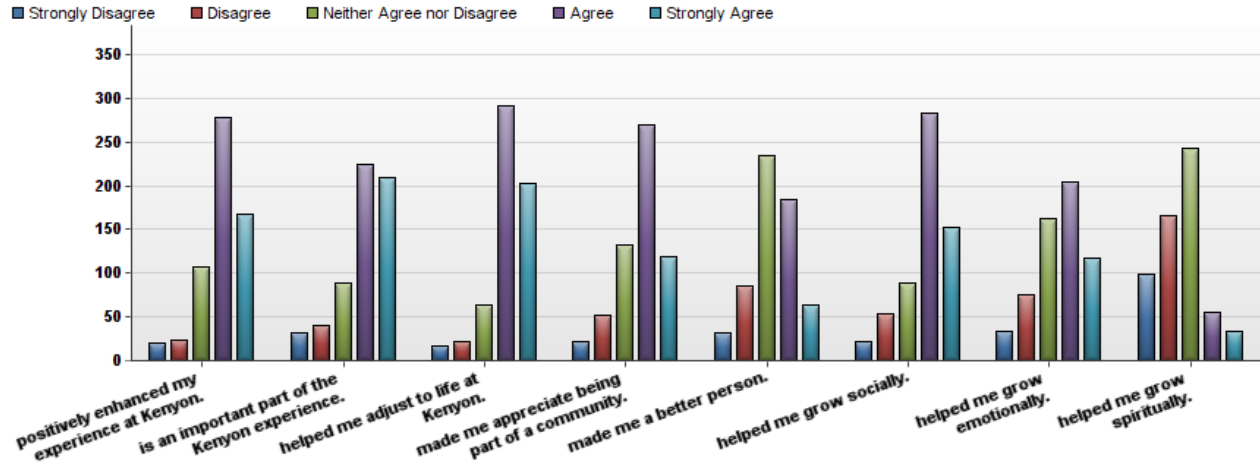
2. Please indicate the extent to which you agree or disagree with the following statements as they apply to your current on-campus residence.



#	Question	Strongly Disagree	Disagree	Neither Agree nor Disagree	Agree	Strongly Agree	Total Responses	Mean
1	The lounges and common areas where I live are comfortable places to socialize.	6.6%	15.9%	21.2%	40.8%	15.4%	622	3.4
5	I know most of the other students in my living area.	5.3%	22.2%	12.7%	34.6%	25.2%	622	3.5
9	I have established meaningful relationships with others on my floor/in my area.	6.0%	15.9%	15.6%	34.1%	28.3%	621	3.6
7	I feel supported by the other residents in my living area.	2.6%	11.0%	30.8%	38.0%	17.7%	621	3.6
6	Living here has given me the opportunity to meet and interact with people who are different from me.	3.4%	13.4%	18.0%	45.2%	20.0%	621	3.7
4	Residents in my residence hall or apartment respect one another.	2.1%	5.6%	12.7%	47.5%	32.0%	621	4.0
10	Overall I am satisfied with my current on-campus living situation.	2.9%	4.7%	11.8%	50.2%	30.4%	621	4.0
2	I feel safe where I live.	1.0%	1.1%	5.8%	36.4%	55.7%	621	4.4

Statistic	The lounges and common areas where I live are comfortable places to socialize.	I feel safe where I live.	Residents in my residence hall or apartment respect one another.	I know most of the other students in my living area.	Living here has given me the opportunity to meet and interact with people who are different from me.	I feel supported by the other residents in my living area.	I have established meaningful relationships with others on my floor/in my area.	Overall I am satisfied with my current on-campus living situation.
Min Value	1	1	1	1	1	1	1	1
Max Value	5	5	5	5	5	5	5	5
Mean	3.43	4.45	4.02	3.52	3.65	3.57	3.63	4.01
Variance	1.27	0.55	0.86	1.52	1.10	0.97	1.48	0.87
Standard Deviation	1.13	0.74	0.93	1.23	1.05	0.99	1.22	0.93
Total Responses	622	621	621	622	621	621	621	621

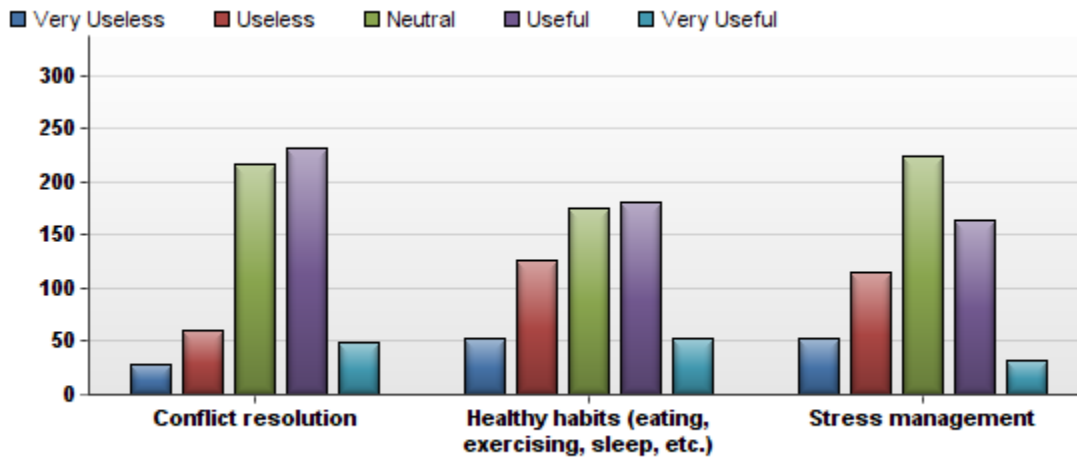
3. Please indicate how much you agree or disagree with the following statements. Living on campus



#	Question	Strongly Disagree	Disagree	Neither Agree nor Disagree	Agree	Strongly Agree	Total Responses	Mean
1	positively enhanced my experience at Kenyon.	3.4%	3.9%	18.0%	46.7%	28.1%	595	3.9
2	is an important part of the Kenyon experience.	5.4%	6.9%	14.9%	37.8%	35.1%	596	3.9
3	helped me adjust to life at Kenyon.	2.9%	3.7%	10.6%	49.0%	33.9%	596	4.1
4	made me appreciate being part of a community.	3.7%	8.7%	22.2%	45.4%	20.0%	595	3.7
5	made me a better person.	5.2%	14.2%	39.2%	30.8%	10.6%	597	3.3
6	helped me grow socially.	3.5%	8.9%	14.9%	47.3%	25.4%	598	3.8
7	helped me grow emotionally.	5.7%	12.6%	27.4%	34.5%	19.8%	595	3.5
8	helped me grow spiritually.	16.6%	27.7%	40.6%	9.4%	5.7%	596	2.6

Statistic	positively enhanced my experience at Kenyon.	is an important part of the Kenyon experience	helped me adjust to life at Kenyon	made me appreciate being part of a community	made me a better person	helped me grow socially	helped me grow emotionally	helped me grow spiritually
Min Value	1	1	1	1	1	1	1	1
Max Value	5	5	5	5	5	5	5	5
Mean	3.92	3.90	4.07	3.69	3.27	3.82	3.50	2.60
Variance	0.91	1.25	0.84	1.01	1.01	1.04	1.24	1.10
Standard Deviation	0.96	1.12	0.92	1.01	1.00	1.02	1.12	1.05
Total Responses	595	596	596	595	597	598	595	596

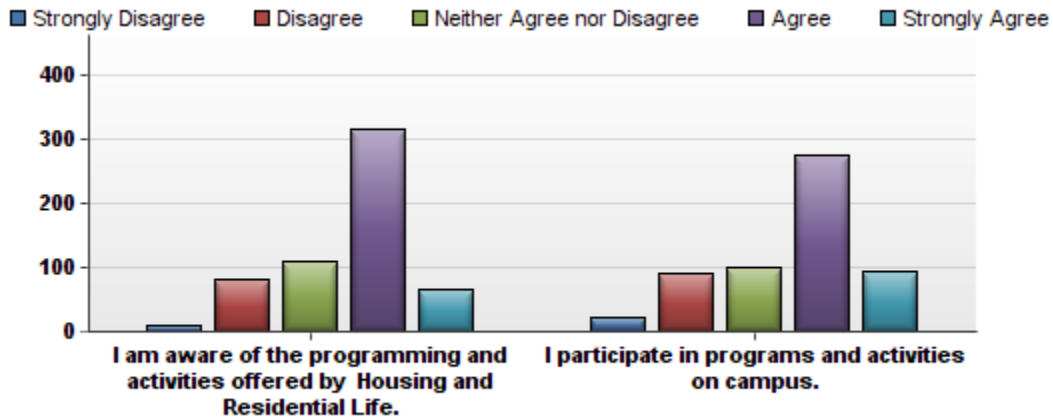
4. How useful has living on campus been for helping you to develop the following personal skills?



#	Question	Very Useless	Useless	Neutral	Useful	Very Useful	Total Responses	Mean
1	Conflict resolution	4.8%	10.4%	36.8%	39.6%	8.5%	589	3.4
2	Healthy habits (eating, exercising, sleep, etc.)	8.8%	21.6%	29.9%	30.9%	8.8%	589	3.1
3	Stress management	9.0%	19.5%	38.0%	28.0%	5.4%	589	3.0

Statistic	Conflict resolution	Healthy habits (eating, exercising, sleep, etc.)	Stress management
Min Value	1	1	1
Max Value	5	5	5
Mean	3.37	3.09	3.01
Variance	0.90	1.22	1.05
Standard Deviation	0.95	1.11	1.03
Total Responses	589	589	589

5. Indicate the extent to which you agree with the following statements about on-campus activities and programming.



#	Question	Strongly Disagree	Disagree	Neither Agree nor Disagree	Agree	Strongly Agree	Total Responses	Mean
1	I am aware of the programming and activities offered by Housing and Residential Life.	1.7%	13.9%	18.8%	54.1%	11.5%	584	3.6
9	I participate in programs and activities on campus.	3.9%	15.6%	17.3%	47.0%	16.1%	583	3.6

Statistic	I am aware of the programming and activities offered by Housing and Residential Life.	I participate in programs and activities on campus.
Min Value	1	1
Max Value	5	5
Mean	3.60	3.56
Variance	0.85	1.12
Standard Deviation	0.92	1.06
Total Responses	584	583

6. Approximately how many residence life activities did you attend this semester?

#	Answer	Response	%
1	Zero	223	39%
2	One to Three	287	50%
3	Four to Six	45	8%
4	More than Six	23	4%
	Total	578	100%

Statistic	Value
Min Value	1
Max Value	4
Mean	1.77
Variance	0.57
Standard Deviation	0.76
Total Responses	578

7. Approximately how many campus activities did you attend this semester?

#	Answer	Response	%
1	Zero	25	4%
2	One to Three	164	28%
3	Four to Six	151	26%
4	More than Six	237	41%
	Total	577	100%

Statistic	Value
Min Value	1
Max Value	4
Mean	3.04
Variance	0.87
Standard Deviation	0.93
Total Responses	577

8. On a scale of zero to ten, how well did different programs and people at Kenyon help you with your transition to college?

#	Answer	Response	%
0	0	5	1%
1	1	5	1%
2	2	14	3%
3	3	7	1%
4	4	12	2%
5	5	96	18%
6	6	61	11%
7	7	122	22%
8	8	114	21%
9	9	70	13%
10	10	40	7%
	Total	546	100%

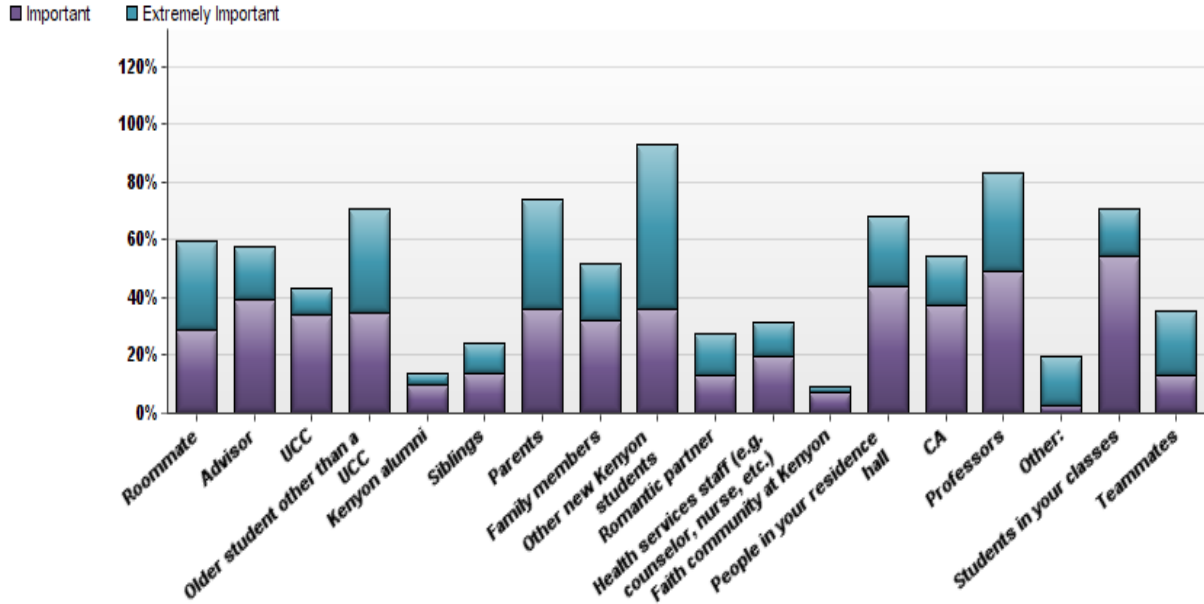
Statistic	Value
Min Value	0
Max Value	10
Mean	6.86
Variance	4.01
Standard Deviation	2.00
Total Responses	546

9. In your first year, how well did Kenyon meet your initial expectations?

#	Answer	Response	%
1	Fell far short of my expectations	15	3%
2	Fell short of my expectations	84	15%
3	Equalled my expectations	172	31%
4	Exceeded my expectations	213	39%
5	Far exceeded my expectations	65	12%
Total		549	100%

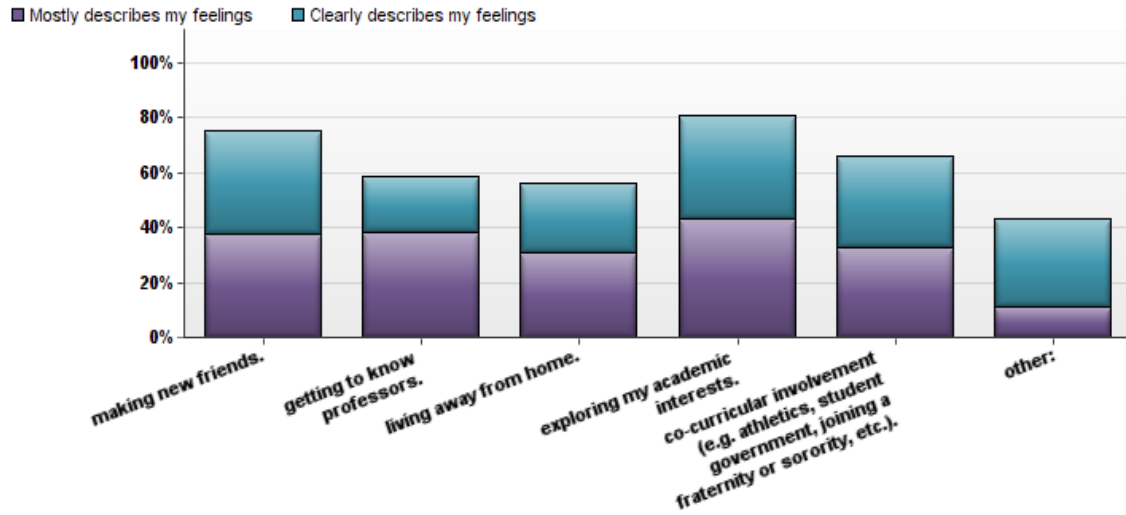
Statistic	Value
Min Value	1
Max Value	5
Mean	3.42
Variance	0.95
Standard Deviation	0.98
Total Responses	549

10. When you first came to Kenyon, how important were the following people (or groups of people) to your transition to college?



#	Question	Not at all Important	Unimportant	Neither Important nor Unimportant	Important	Extremely Important	Not Applicable	Total Responses	Mean
1	Roommate	11.9%	12.3%	13.2%	28.8%	30.7%	3.2%	538	3.7
2	Advisor	8.2%	16.0%	17.8%	39.6%	18.0%	0.4%	538	3.5
3	UCC	16.9%	17.1%	22.6%	34.0%	9.1%	0.4%	539	3.0
4	Older student other than a UCC	5.8%	6.3%	12.6%	34.5%	36.5%	4.3%	539	4.2
5	Kenyon alumni	31.4%	17.8%	22.3%	9.9%	4.1%	14.5%	538	3.2
6	Siblings	24.5%	10.6%	19.3%	13.7%	10.4%	21.5%	539	4.0
7	Parents	4.1%	5.4%	14.7%	35.9%	38.5%	1.5%	538	4.1
8	Family members	8.2%	9.3%	27.3%	32.2%	19.7%	3.3%	538	3.7
9	Other new Kenyon students	0.4%	0.6%	5.6%	36.4%	56.6%	0.6%	539	4.5
10	Romantic partner	13.6%	5.6%	16.2%	12.8%	14.5%	37.2%	537	5.3
11	Health services staff (e.g. counselor, nurse, etc.)	16.9%	13.7%	23.2%	19.9%	11.3%	15.0%	539	3.9
12	Faith community at Kenyon	37.1%	9.6%	18.0%	7.1%	2.2%	26.0%	539	3.8
13	People in your residence hall	6.1%	9.9%	14.9%	43.7%	24.7%	0.7%	538	3.8
14	CA	10.1%	12.3%	22.3%	37.1%	17.5%	0.7%	537	3.4
15	Professors	0.9%	3.2%	11.9%	49.4%	34.0%	0.7%	539	4.2
17	Other:	3.5%	0.9%	12.2%	2.6%	17.4%	62.6%	114	7.1
18	Students in your classes	2.4%	7.4%	19.0%	54.5%	16.2%	0.6%	538	3.8
19	Teammates	9.9%	3.4%	9.9%	12.8%	22.5%	41.5%	537	5.8

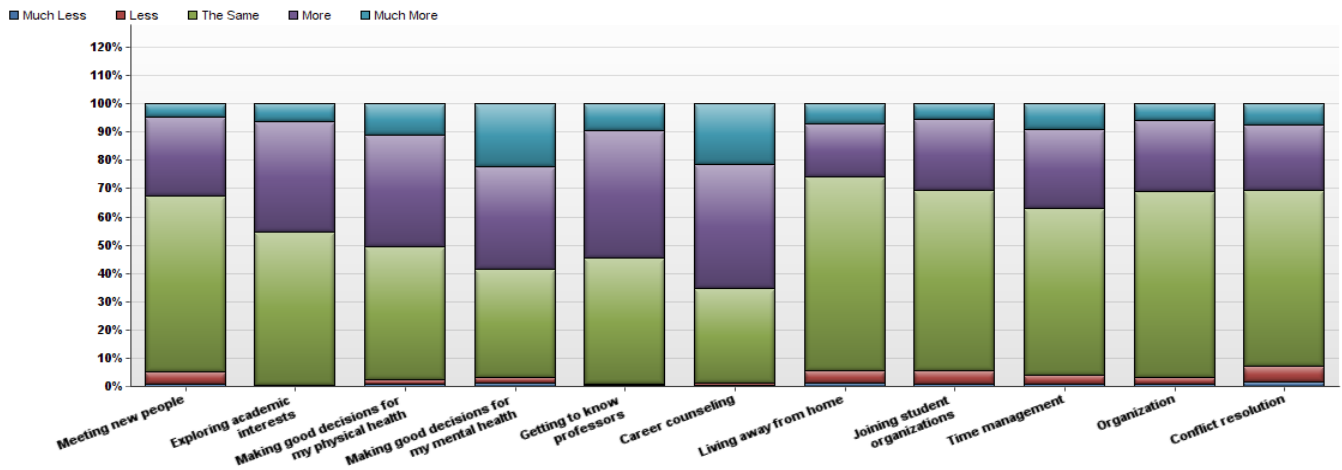
11. Please indicate how much the following statement describe your feelings: One of the best things about my first year at Kenyon was/has been _____.



#	Question	Clearly does not describe my feelings	Mostly does not describe my feelings	Somewhat describes my feelings	Mostly describes my feelings	Clearly describes my feelings	Total Responses	Mean
2	making new friends.	3.0%	4.0%	17.8%	37.6%	37.6%	529	4.0
3	getting to know professors.	0.6%	10.2%	30.5%	38.1%	20.6%	528	3.7
4	living away from home.	7.2%	14.4%	22.2%	31.1%	25.2%	528	3.5
5	exploring my academic interests.	0.2%	3.2%	15.5%	43.4%	37.7%	530	4.2
7	co-curricular involvement (e.g. athletics, student government, joining a fraternity or sorority, etc.).	6.6%	10.0%	17.2%	33.0%	33.1%	528	3.8
9	other:	17.0%	5.7%	32.1%	11.3%	32.1%	52	3.4

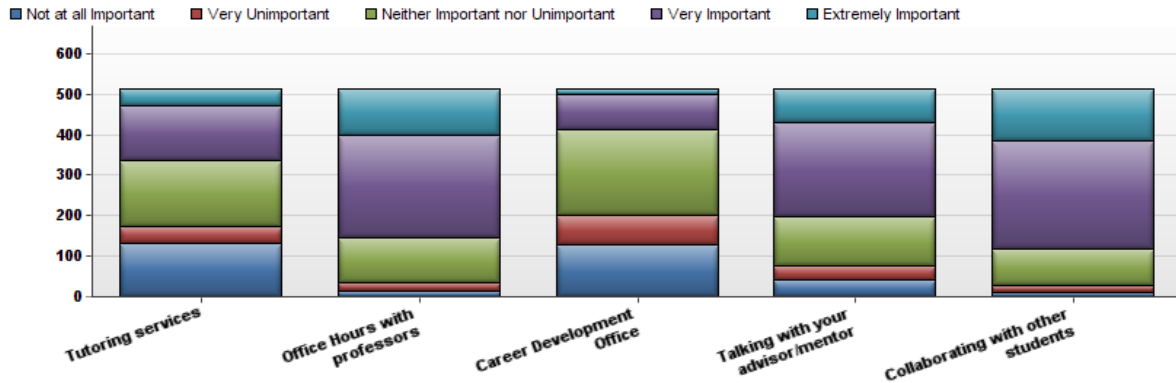
Statistic	making new friends.	getting to know professors.	living away from home.	exploring my academic interests.	co-curricular involvement (e.g. athletics, student government, joining a fraternity or sorority, etc.).	other:
Min Value	1	1	1	1	1	1
Max Value	5	5	5	5	5	5
Mean	4.03	3.68	3.53	4.15	3.76	3.37
Variance	0.99	0.87	1.48	0.66	1.45	2.25
Standard Deviation	0.99	0.93	1.21	0.81	1.20	1.50
Total Responses	529	528	528	530	528	53

12. How much support do you think Kenyon should provide in the following areas?



#	Question	Much Less	Less	The Same	More	Much More	Total Responses	Mean
1	Meeting new people	1.0%	4.1%	62.4%	27.8%	4.7%	511	3.3
2	Exploring academic interests	0.4%	0.2%	54.2%	38.7%	6.5%	511	3.5
3	Making good decisions for my physical health	0.8%	1.8%	46.9%	39.6%	11.0%	510	3.6
4	Making good decisions for my mental health	1.2%	2.0%	38.2%	36.4%	22.3%	511	3.8
5	Getting to know professors	0.4%	0.6%	44.4%	45.2%	9.4%	509	3.6
6	Career counseling	0.6%	0.6%	33.5%	43.9%	21.5%	508	3.9
7	Living away from home	1.4%	4.3%	68.4%	18.8%	7.1%	510	3.3
8	Joining student organizations	1.0%	4.7%	63.9%	25.0%	5.5%	509	3.3
9	Time management	1.0%	2.9%	58.9%	28.2%	9.0%	511	3.4
10	Organization	1.0%	2.3%	65.8%	24.9%	6.1%	511	3.3
12	Conflict resolution	1.8%	5.3%	62.4%	23.0%	7.5%	508	3.3

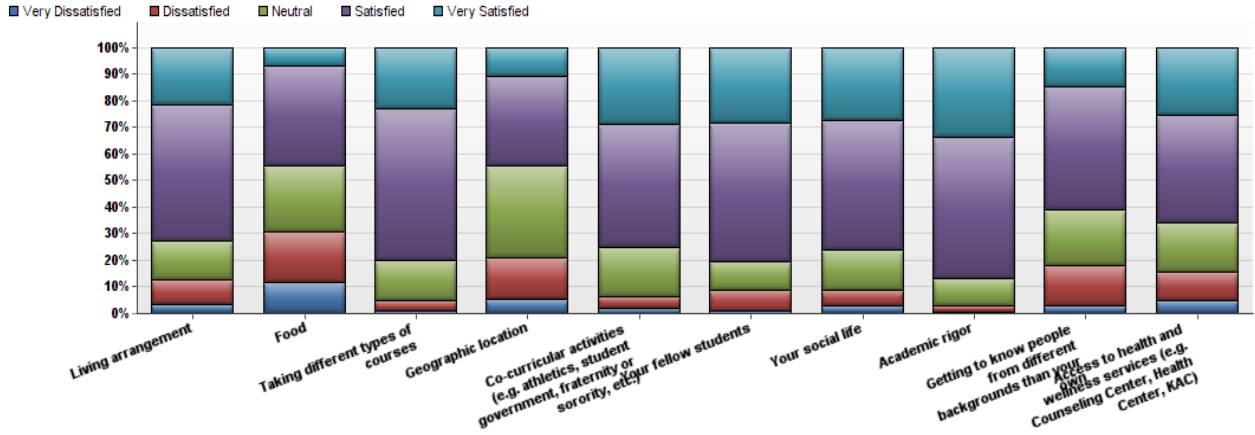
13. How important were the following services for your academic development, particularly during your first year at Kenyon?



#	Question	Not at all Important	Very Unimportant	Neither Important nor Unimportant	Very Important	Extremely Important	Total Responses	Mean
1	Tutoring services	25.6%	8.0%	31.5%	26.4%	8.5%	515	2.8
2	Office Hours with professors	2.7%	4.1%	21.4%	49.3%	22.5%	515	3.8
3	Career Development Office	25.1%	14.2%	40.7%	17.0%	2.9%	513	2.6
4	Talking with your advisor/mentor	7.8%	6.8%	23.6%	45.8%	16.0%	513	3.6
6	Collaborating with other students	2.1%	3.1%	17.7%	52.1%	24.9%	514	3.9

Statistic	Tutoring services	Office Hours with professors	Career Development Office	Talking with your advisor/mentor	Collaborating with other students
Min Value	1	1	1	1	1
Max Value	5	5	5	5	5
Mean	2.84	3.85	2.58	3.55	3.95
Variance	1.69	0.83	1.26	1.17	0.74
Standard Deviation	1.30	0.91	1.12	1.08	0.86
Total Responses	515	515	513	513	514

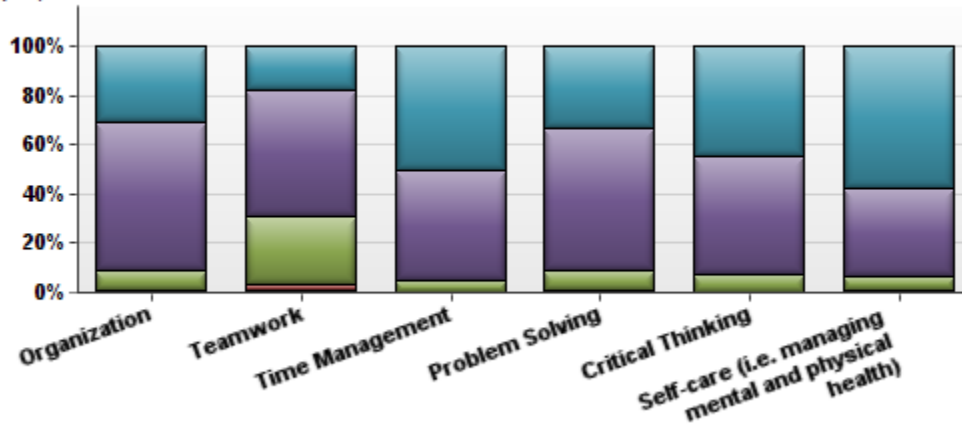
14. How satisfied are you with the following aspects of life at Kenyon?



#	Question	Very Dissatisfied	Dissatisfied	Neutral	Satisfied	Very Satisfied	Total Responses	Mean
1	Living arrangement	3.3%	9.2%	15.0%	51.2%	21.3%	512	3.8
2	Food	11.5%	19.4%	24.5%	38.0%	6.7%	511	3.1
3	Taking different types of courses	1.0%	4.1%	15.0%	57.1%	22.8%	513	4.0
4	Geographic location	5.3%	15.8%	34.4%	33.6%	10.9%	512	3.3
5	Co-curricular activities (e.g. athletics, student government, fraternity or sorority, etc.)	1.8%	4.7%	18.3%	46.7%	28.6%	514	4.0
6	Your fellow students	1.2%	7.8%	10.5%	52.2%	28.3%	513	4.0
7	Your social life	2.7%	5.8%	15.2%	48.9%	27.3%	513	3.9
8	Academic rigor	0.4%	2.3%	10.4%	53.1%	33.8%	512	4.2
18	Getting to know people from different backgrounds than your own	2.9%	15.0%	21.2%	46.4%	14.4%	513	3.5
19	Access to health and wellness services (e.g. Counseling Center, Health Center, KAC)	5.1%	10.7%	18.4%	40.6%	25.2%	512	3.7

15. How important do you think it is for Kenyon students to have the following skills and/or abilities by the end of their first year?

■ Not at all Important
 ■ Very Unimportant
 ■ Neither Important nor Unimportant
 ■ Very Important
 ■ Extremely Important









#	Question	Not at all Important	Very Unimportant	Neither Important nor Unimportant	Very Important	Extremely Important	Total Responses	Mean
1	Organization	0.4%	0.2%	8.4%	60.0%	31.1%	502	4.2
2	Teamwork	0.6%	2.8%	27.9%	50.8%	17.9%	502	3.8
5	Time Management	0.0%	0.2%	4.6%	44.6%	50.6%	502	4.5
6	Problem Solving	0.0%	0.6%	8.0%	58.0%	33.4%	500	4.2
9	Critical Thinking	0.0%	0.2%	7.2%	47.6%	45.0%	502	4.4
10	Self-care (i.e. managing mental and physical health)	0.2%	0.4%	5.6%	36.3%	57.5%	501	4.5

Statistic	Organization	Teamwork	Time Management	Problem Solving	Critical Thinking	Self-care (i.e. managing mental and physical health)
Min Value	1	1	2	2	2	1
Max Value	5	5	5	5	5	5
Mean	4.21	3.83	4.46	4.24	4.37	4.50
Variance	0.39	0.59	0.35	0.38	0.39	0.41
Standard Deviation	0.63	0.77	0.59	0.62	0.62	0.64
Total Responses	502	502	502	500	502	501

16. If you were to teach a class for new students on what it takes to be successful at Kenyon, what would it include? Drag and drop each item into the preferred box.

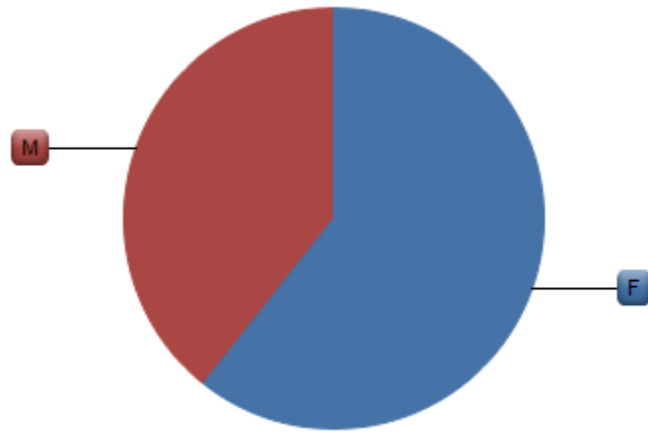
#	Answer			
1	Communication skills (e.g. writing, oral presentations)	270	155	31
2	Time management	343	88	26
3	Organization	217	195	41
4	Study skills	262	157	35
5	Interpersonal skills	190	186	73
7	Making healthy choices for physical well-being	200	208	47
8	Other:	18	0	13
9	College policy and procedures	134	203	113
10	Academic planning	261	179	21
13	Making healthy choices for mental well-being	319	111	25

17. Please complete the statement. Check all that apply. I wish my first year at Kenyon included an opportunity for a _____.

#	Answer		Response	%
1	pre-orientation trip with some of my classmates.		113	28%
2	service learning project with my class.		90	22%
3	topical academic seminar taught by your advisor focusing on developing important academic skills.		99	25%
4	seminar taught by a faculty member focused on learning about Kenyon and life skills such as organization and time management.		101	25%
5	closer relationship with my faculty advisor.		208	52%
6	learning community, in which you take a course with the same people you live with focused around your interests (e.g. sustainable agriculture or astrophysics).		199	50%

Statistic	Value
Min Value	1
Max Value	6
Total Responses	402

18. GENDER



Value	Total	Percentage
F	441	60.7%
M	286	39.3%
TOTAL	727	