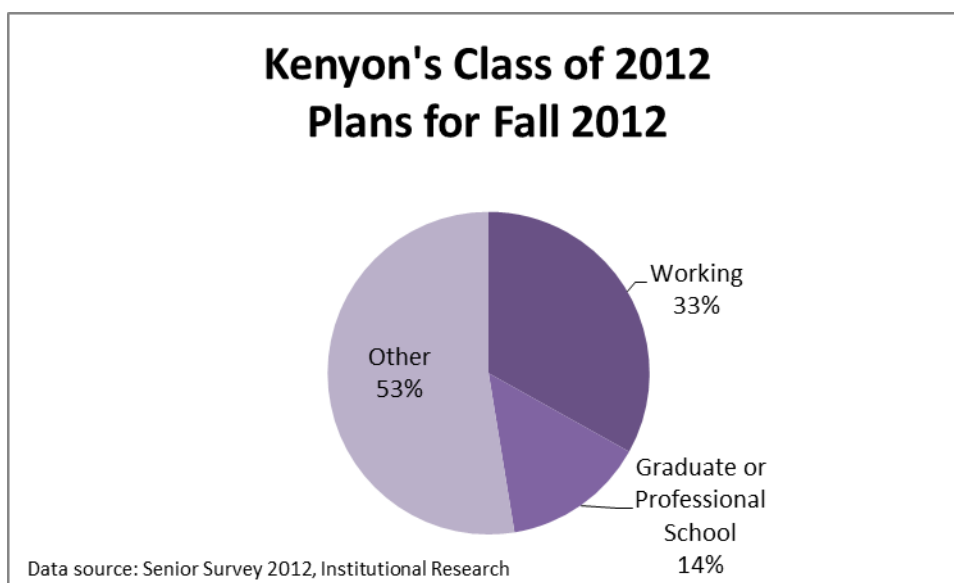


Results from the Senior Survey 2012

Methodology: The directions to an online 6-8 question survey were emailed to each member of the graduating class in March 2012. Reminders were sent intermittently until the week after graduation in May of 2012. The overall response rate was 66.8%.

The Plans of the Class of 2012

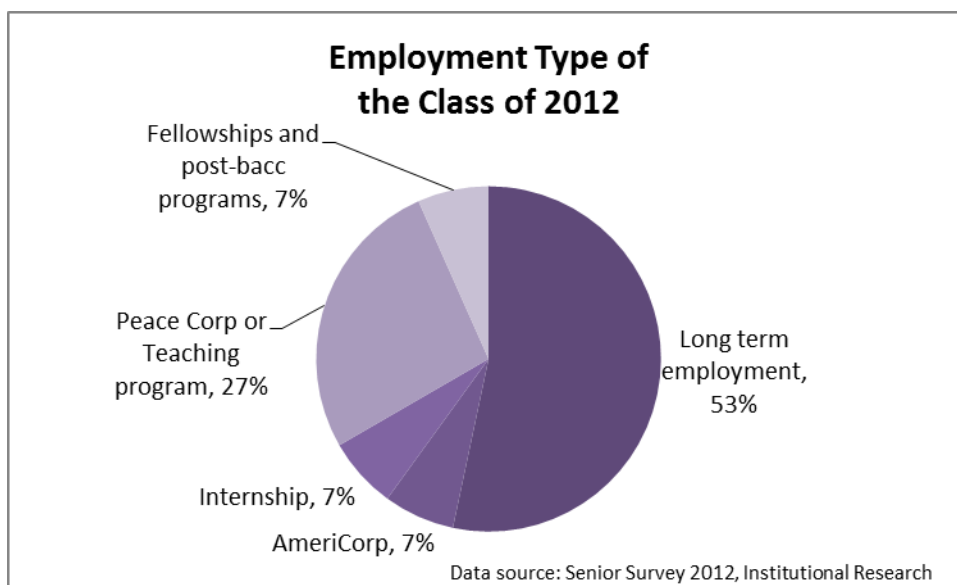
Of the 66.8% of graduating seniors responding to the Senior Survey, 33% had accepted a job and will be working this fall while 14% are going directly to graduate or professional school this fall, and 53% are doing something else such as volunteering, looking for employment, or traveling.



What will you be doing this fall?	Count of Students	Percent of Respondents (not entire senior class)
Working	90	33%
Graduate or Professional School	39	14%
Other	143	53%
Total	272	1

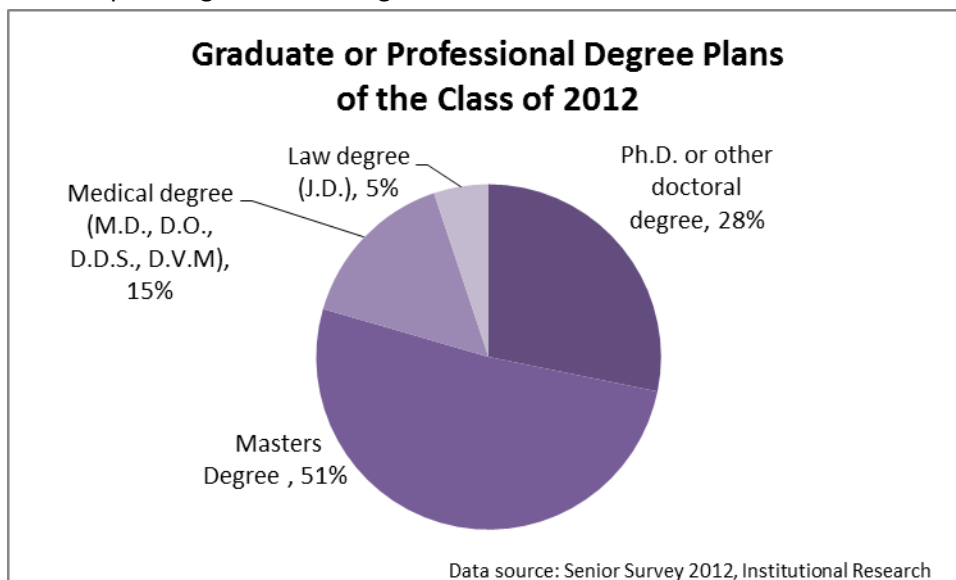
Working

Being employed can have several definitions, but for our purposes we included all salaried positions including fellowships, post-baccalaureate scholarships, service organization positions, internships, and traditional long-term employment positions. Of those students who reported that they will be employed in paying positions this fall, the majority reported long term employment. More than a quarter of those students who will be employed in the fall are participating in a teaching program such as Teach for America or a regional or country specific teaching program such as MATCH in Boston. The remaining students reported that they had received Fulbright or other post-baccalaureate fellowships or positions, will be paid interns, or will be working for AmeriCorps/City Year.

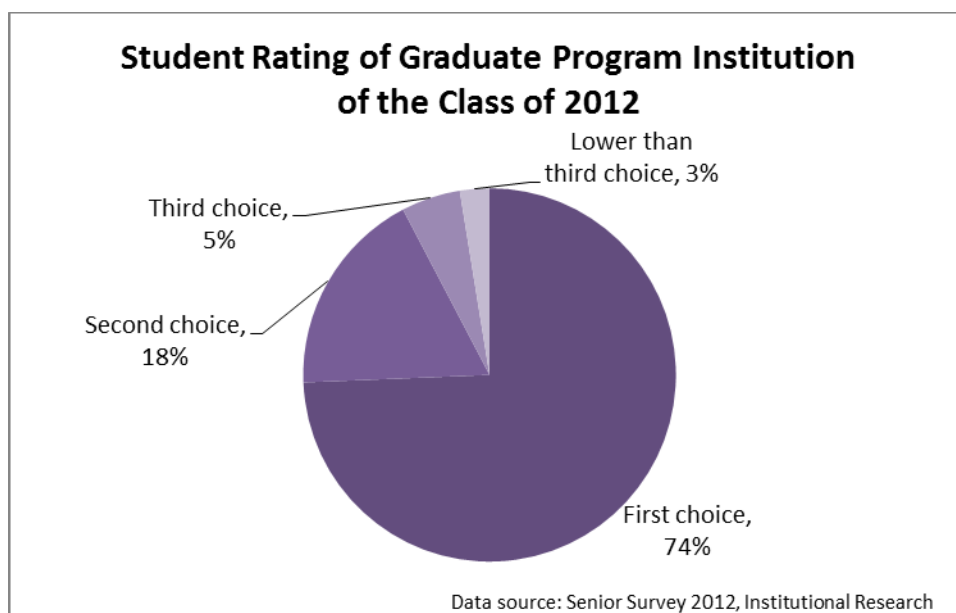


Graduate and Professional School

Fourteen percent of the graduating class indicating that they would be attending graduate or professional school in the fall. Of these, more than half will be pursuing a master's degree and more than a quarter will be pursuing a doctoral degree.



The majority of students who will be pursuing a graduate or professional degree will do so at their first choice institution and only 3% will be pursuing a degree at an institution that was less than their third choice.



Other Pursuits

Kenyon's class of 2012 will be pursuing many activities outside of employment or further formal education this fall. Of the students that responded that they would not be employed or attending graduate school this fall the majority expected to be actively looking for employment. Twelve percent had no definitive plans while others planned on volunteering or traveling this fall. Another 7% of students planned to be pursuing still other activities like starting their own businesses, attending a vocational or another undergraduate program, starting a family, or pursuing a music career. It is important to note that for those students who report that they will be actively looking for work in the fall, we have no additional information about where they are in the job search process. That is, we do not know how many are currently looking for work unsuccessfully versus making a conscious decision to delay the job search until after graduation.

